

The Price Indices for January 2024

Consumer Price Index (CPI)

The CPI in January 2024 remained the same from the preceding month, mainly because the indices for fish and seafood, fruits as well as medical care services rose 2.20%, 1.62% and 0.95%, respectively. However, the index for vegetables fell 8.66% as supply increased; the index for garments fell 3.19% owing to the sale promotion of winter clothing, offsetting the increase. The general CPI excluding fruits, vegetables and energy (core CPI) increased 0.11%.

The CPI in January 2024, compared with the same month of 2023, increased 1.79%, mainly because the indices for fruits, meats as well as personal effects rose 20.86%, 5.63% and 4.88%, respectively. Moreover, the indices for food away from home, medical care services as well as residential rents also rose 4.00%, 3.70% and 2.14%, respectively. However, the indices for services for nursery and nursing care as well as entertainment expenses fell 16.67% and 1.69%, mainly because Lunar New Year of 2023 fell in January while that of 2024 fell in February, offsetting part of the increase. The core CPI increased 1.64%.

Producer Price Index (PPI)

The PPI in January 2024 fell 0.06% from the preceding month.

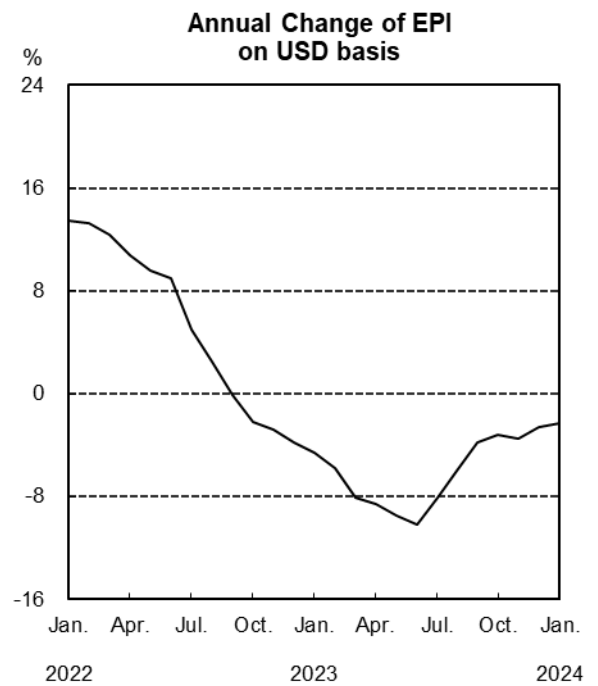
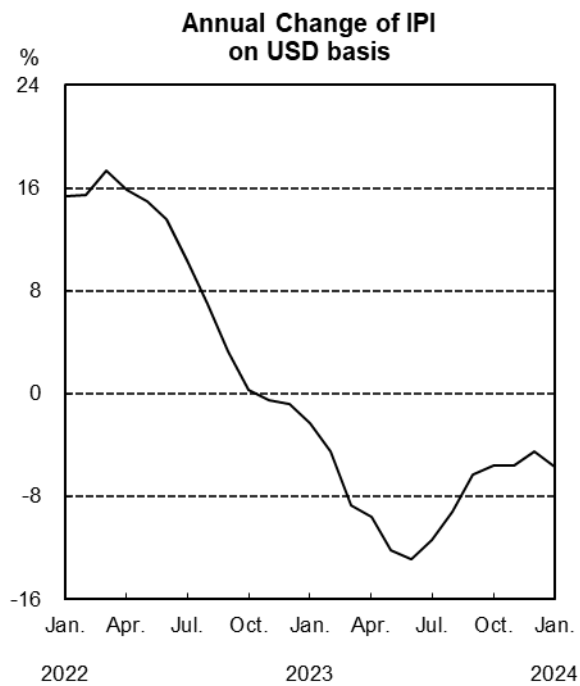
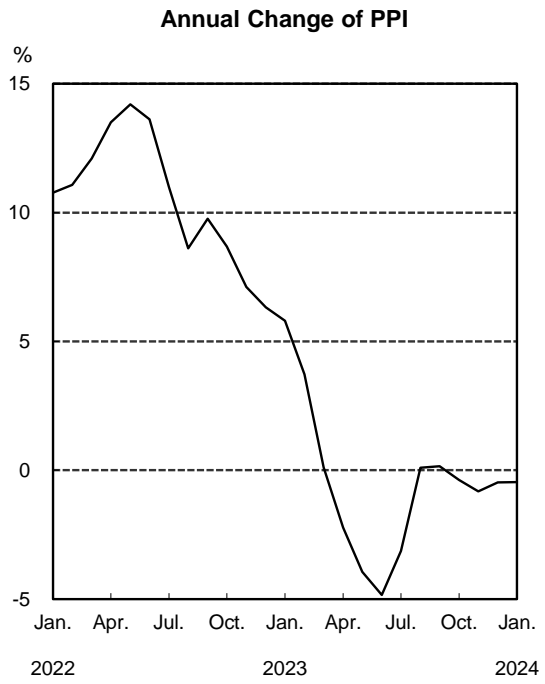
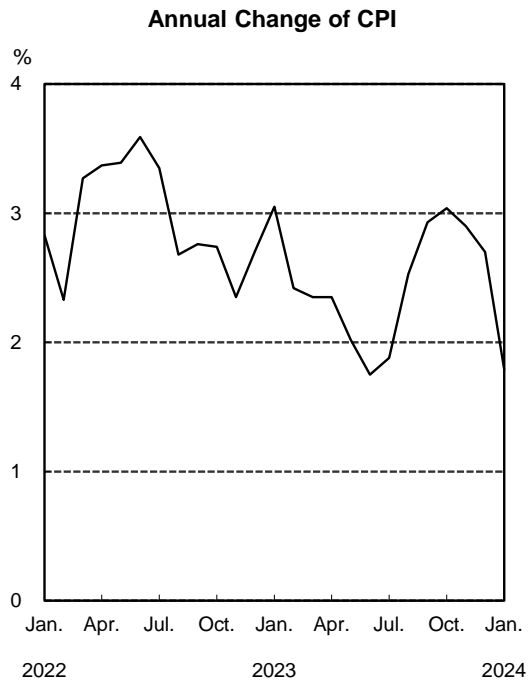
The PPI in January 2024, compared with the same month of 2023, decreased 0.46%, mainly because the indices for gas supply, pulp, paper, paper products and printed matter, petroleum and coal products as well as basic metals fell 18.47%, 4.28%, 3.30 and 1.53%, respectively. Moreover, the index for chemical material, other chemical products and pharmaceuticals fell 0.94%. However, the indices for farm products and electricity supply rose 6.39% and 1.50%, offsetting part of the decrease.

Import Price Index (IPI) on USD basis

The IPI in January 2024 fell 0.53% from the preceding month, and decreased 5.67% compared with the same month of 2023.

Export Price Index (EPI) on USD basis

The EPI in January 2024 rose 0.14% from the preceding month, and decreased 2.31% compared with the same month of 2023.



Statistical Tables

Table 1 The Changes of Consumer Price Indices

Table 2 The Changes of Producer Price Indices

Table 3 The Changes of Import Price Indices

Table 4 The Changes of Export Price Indices

For Further Information:

Statistics Database: <https://eng.stat.gov.tw/>

DGBAS news releases on the Internet: <https://eng.dgbas.gov.tw/>

Tel: +886-2-23803449; Fax: +886-2-23803465

**Next release – March 7, 2024, for
The Price Indices for February 2024**